

Book

Moreton Bay *Quandamooka & Catchment: Past, present, and future*

ISBN

978-0-6486690-0-5

Chapter

Chapter 7. Industry and Planning

Research Paper Title

Aquaculture in Moreton Bay

DOI

10.6084/m9.figshare.8085698

Publication date

2019

Cite this paper as:

West E, Conacher C, Dexter J, Lee P, Heidenreich M, Paterson B. 2019. Aquaculture in Moreton Bay. In: Tibbetts IR, Rothlisberg PC, Neil DT, Homburg TA, Brewer DT, & Arthington AH (Eds). Moreton Bay *Quandamooka & Catchment: Past, present, and future*. The Moreton Bay Foundation. Brisbane, Australia. Available from: <https://moretonbayfoundation.org/>

Table of Contents

Preface	i
Acknowledgements	iii

Chapter 1 - Indigenous Knowledge and Culture

Quandamooka Country: The role of science and knowledge in Traditional Owner-led land and sea management.....	3-28
<i>Mibu Fischer, Darren Burns, Joel Bolzenius, Cameron Costello, Darryl Low Choy</i>	
A custodial ethic, Indigenous values towards water in Moreton Bay and Catchments.....	29-44
<i>Breanna Pinner, Helen Ross, Natalie Jones, Sally Babidge, Sylvie Shaw, Katherine Witt, David Rissik</i>	

Chapter 2 - Communities and Values

Values towards Moreton Bay and catchments.....	47-60
<i>Helen Ross, Natalie Jones, Katherine Witt, Breanna Pinner, Sylvie Shaw, David Rissik, James Udy</i>	
Community knowledge about water and engagement in waterway protection in South East Queensland	61-72
<i>Angela J Dean, Kelly S Fielding, Fiona Newton, Helen Ross</i>	
Stewardship as a driver for environmental improvement in Moreton Bay	73-88
<i>Rachael Nasplezes, Joel Bolzenius, Apanie Wood, Ryan Davis, Anne Cleary, Paul Maxwell, David Rissik, Helen Ross</i>	
Managing the public health paradox: Benefits and risks associated with waterway use.....	89-104
<i>Anne Roiko, Sonya Kozak, Anne Cleary, Zoe Murray</i>	
Education in <i>Quandamooka</i> – A long and evolving tradition.....	105-118
<i>Emily Casey, Timothy Roe, Ian Tibbetts, Dianne Aylward</i>	

Chapter 3 - History and Change in Moreton Bay

An environmental history of Moreton Bay hinterlands.....	121-136
<i>Justine Kemp, Jon Olley, Samantha Capon</i>	
Historical changes of the lower Brisbane River	137-152
<i>Jonathan Richards</i>	
Holocene history of Moreton Bay reef habitats.....	153-162
<i>Matthew J. Lybolt, John M. Pandolfi</i>	

Trace metal contamination and distribution in sediments of Moreton Bay: An historical review	163-178
<i>Guia Morelli, Massimo Gasparon</i>	

Chapter 4 – Water Quality, Land-Use and Land-Cover

Moreton Bay and catchment urban expansion and vegetation change.....	181-186
<i>Mitch Lyons, Stuart Phinn, Chris Roelfsema</i>	
Water quality in Moreton Bay and its major estuaries: Change over two decades (2000-2018)	187-210
<i>Emily Saeck, James Udy, Paul Maxwell, Alistair Grinham, David Moffatt, Sivakumar Senthikumar, Danielle Udy, Tony Weber</i>	
Wetland and benthic cover changes in Moreton Bay	211-226
<i>Eva M. Kovacs, Hannah L. Tibbetts, Simon Baltais, Mitch Lyons, Jennifer Loder, Chris Roelfsema</i>	
The impact of marine pollutants and debris in Moreton Bay	227-244
<i>Kathy A. Townsend, Christine Baduel, Vicki Hall, Jennifer Loder, Veronica Matthews, Jochen Mueller, Rachael Nasplezes, Qamar Schuyler, Heidi Taylor, Jason van de Merwe, C. Aleander Villa, Liesbeth Weijs</i>	
Projected changes to population, climate, sea-level and ecosystems	245-256
<i>Megan I. Saunders, Elin Charles Edwards, Rebecca Runting, Jozef Syktus, Javier Leon</i>	

Chapter 5 - Habitats, Biodiversity and Ecosystem Function

Primary producers in Moreton Bay: Phytoplankton, benthic microalgae and filamentous cyanobacteria	259-278
<i>Emily Saeck, Alistair Grinham, Jack Coates-Marnane, Tony McAlister, Michele Burford</i>	
The seagrasses of Moreton Bay <i>Quandamooka</i> : Diversity, ecology and resilience...	279-298
<i>Paul Maxwell, Rod M. Connolly, Chris Roelfsema, Dana Burfeind, James Udy, Kate O'Brien, Megan I. Saunders, Richard Barnes, Andrew D. Olds, Chris Henderson, Ben L. Gilby</i>	
Mangroves and saltmarshes of Moreton Bay	299-318
<i>Catherine E. Lovelock, Arnon Accad, Ralph M. Dowling, Norm Duke, Shing Yip Lee, Mike Ronan</i>	
Freshwater wetlands of Moreton Bay, <i>Quandamooka</i> and catchments: Biodiversity, ecology, threats and management	319-334
<i>Angela H. Arthington, Stephen J. Mackay, Mike Ronan, Cassandra S. James, Mark J. Kennard</i>	
Zooplankton of Moreton Bay	335-360
<i>Sarah Pausina, Jack Greenwood, Kylie Pitt, David Rissik, Wayne Rochester,</i>	

<i>Jennifer Skerratt, Julian Uribe-Palomino, Anthony J. Richardson</i>	
Coral and micro-benthic assemblages from reef habitats in Moreton Bay	361-378
<i>John M. Pandolfi, Matt Lybolt, Brigitte Sommer, Roshni Narayan, Paola G. Rachello-Dolmen</i>	
Fishes of Moreton Bay: Ecology, human impacts, and conservation	379-400
<i>Andrew D. Olds, Ben L. Gilby, Rod M. Connolly, Ian R. Tibbetts, Christopher J. Henderson, Tim Stevens, Sarah K. Thackwray, Thomas A. Schlacher</i>	
Marine turtles in Moreton Bay	401-414
<i>Colin J. Limpus, Owen I. Coffee</i>	
Ecology of the marine mammals of Moreton Bay	415-430
<i>Janet M. Lanyon, Michael J. Noad, Justin Meager</i>	
Migratory shorebirds of Moreton Bay	431-444
<i>Richard Fuller, David A. Milton, Peter C. Rothlisberg, Robert S. Clemens, Jon Coleman, Kristy Murray, Kiran L. Dhanjal-Adams, David Edwards, Paul G. Finn, Greg Skilleter, Madeleine Stigner, Bradley K. Woodworth</i>	

Chapter 6 - Citizen Science

How does citizen science contribute to sustaining the Bay? A discussion of approaches and applications	447-458
<i>Jennifer Loder, Chris Roelfsema, Carley Kilpatrick, Victoria Martin</i>	
Building an understanding of Moreton Bay Marine Park's reefs through citizen science	459-474
<i>Chris Roelfsema, Jennifer Loder, Kyra Hay, Diana Kleine, Monique Grol, Eva Kovacs</i>	
Citizen science photographic identification of marine megafauna populations in the Moreton Bay Marine Park.....	475-490
<i>Christine L. Dudgeon, Carley Kilpatrick, Asia Armstrong, Amelia Armstrong, Mike B. Bennett, Deborah Bowden, Anthony J. Richardson, Kathy A. Townsend, Elizabeth Hawkins</i>	

Chapter 7 – Industry and Planning

Tourism in the Moreton Bay Region	493-504
<i>Lisa Ruhanen, Mark Orams, Michelle Whitford</i>	
Aquaculture in Moreton Bay	505-520
<i>Elizabeth West, Carol Conacher, John Dexter, Peter Lee, Michael Heidenreich, Brian Paterson</i>	
Fishers and fisheries of Moreton Bay	521-536
<i>Ruth Thurstan, Kerrie Fraser, David Brewer, Sarah Buckley, Zena Dinesen, Tim Skewes, Tony Courtney, Barry Pollock</i>	

Marine transport infrastructure development in Moreton Bay: Dredging, monitoring and future directions	537-546
<i>Adam Cohen, Daniel Spooner, Samuel M. Williams</i>	
Charting a course by the stars; a review of progress towards a comprehensive management plan for Moreton Bay 20 years on	547-560
<i>Andrew Davidson, Darryl Low Choy</i>	

Chapter 8 – Moreton Bay Marine Park

Managing for the multiple uses and values of Moreton Bay and its catchments.....	563-578
<i>Helen Ross, David Rissik, Natalie Jones, Katherine Witt, Breanna Pinner, Sylvie Shaw</i>	
Performance of marine reserves for fish and associated ecological functions in the Moreton Bay Marine Park	579-592
<i>Ben L. Gilby, Andrew D. Olds, David Rissik, Christopher J. Henderson, Rod M. Connolly, Tim Stevens, Thomas A. Schlacher</i>	
Changes in fish and crab abundance in response to the Moreton Bay Marine Park rezoning.....	593-614
<i>Mick Haywood, Richard Pillans, Russ Babcock, Emma Lawrence, Ross Darnell, Charis Burridge, Darren Dennis, Anthea Donovan, Sue Cheers, Robert Pendrey, Quinton Dell</i>	
Non-extractive human use and vessel characteristics in Moreton Bay Marine Park following rezoning	615-638
<i>Rob Kenyon, Russ Babcock, Quinton Dell, Emma Lawrence, Christian Moeseneder, Mark Tonks</i>	

Appendices

Maps of Moreton Bay and catchment

A. Southern Moreton Bay and Islands	641
B. Northern Moreton Bay, Moreton and Bribie Islands	643
C. Brisbane River catchment	645
D. Greater Moreton Bay catchment rivers	647
E. Electronic appendix	639

Aquaculture in Moreton Bay

Elizabeth West¹, Carol Conacher², John Dexter³, Peter Lee³, Michael Heidenreich³ and Brian Paterson³

Author affiliations: 1. Ecological Service Professionals PO Box 5815, Manly Qld, 4179; 2. frc environmental, PO Box 2363, Wellington Point Qld, 4160, Australia; 3. Department of Agriculture and Fisheries, Bribie Island Research Centre

Corresponding author: lwest@ecosp.com.au

ORCID

Elizabeth West: <https://orcid.org/0000-0002-8699-7141>

Carol Conacher: <https://orcid.org/0000-0001-6990-9421>

John Dexter: <https://orcid.org/0000-0002-4606-1429>

Brian Paterson: <https://orcid.org/0000-0001-5656-5025>

Abstract

Moreton Bay prawn farmers have prospered over the past 20 years, despite endemic prawn diseases, broodstock shortages, and regulations on nutrient release into the surrounding environment. The established intensive prawn farms on the Logan River sustainably expanded in the early 2000s and successfully competed with a mass of seafood imports. However, the recent outbreak of the exotic white spot disease has been a major setback for the industry. The farmed oyster industry in Moreton Bay has also been challenged. Once a dietary staple of the Quandamooka People and South East Queensland's largest and single most important fishery, production of the native Sydney rock oyster dwindled during the twentieth century. The inefficiency of oyster areas has been linked to a short harvest season, disease, competition from the exotic Pacific oyster, a high proportion of hobbyist farmers and poor water quality in the Bay. Better economic opportunities in nearby Brisbane may negate regulators' plans to attract more ambitious farmers to the industry. Currently, within Moreton Bay, oyster farming requires improvements in efficiency, prawn farms have commenced restocking after closures due to disease outbreak and there are no sea cage farms. The future of aquaculture in Moreton Bay requires proactive management that recognises the complex ways in which present-day metropolitan and catchment development challenge sustainable growth of the industry. By careful consideration of these issues and applying recent advances in Australian aquaculture technologies, aquaculture enterprises in the region could achieve sustainable growth with an effective balance between economic success and conserving Moreton Bay's unique ecosystem.

Keywords: prawn, shrimp, oyster, farm, pond, sea cage, South East Queensland, Brisbane

Introduction

Aquaculture supplied ~40% (\$120 million) of the total Queensland fisheries value in 2015–16, with ~91% of aquaculture value from prawn and barramundi (1). In 2015–16, aquaculture production in Queensland was 7,783 t, of which Moreton Bay contributed 1,172 t (1). Recently, oyster areas (Sydney rock oyster, *Saccostrea glomerata*) have contributed a

relatively small proportion of this, with land-based prawn farms (black tiger prawn, *Penaeus monodon*) supplying the bulk of the production.

Oyster growing occurs in four areas of Moreton Bay Marine Park: Moreton Island, North Stradbroke Island, Pimpama River and Pumicestone Passage (Fig. 1) (2). Spat, mostly sourced from NSW but also from Moreton Bay, are generally grown to maturity and fattened with tray cultivation and adjustable longline systems. Harvesting occurs between August and April (2).

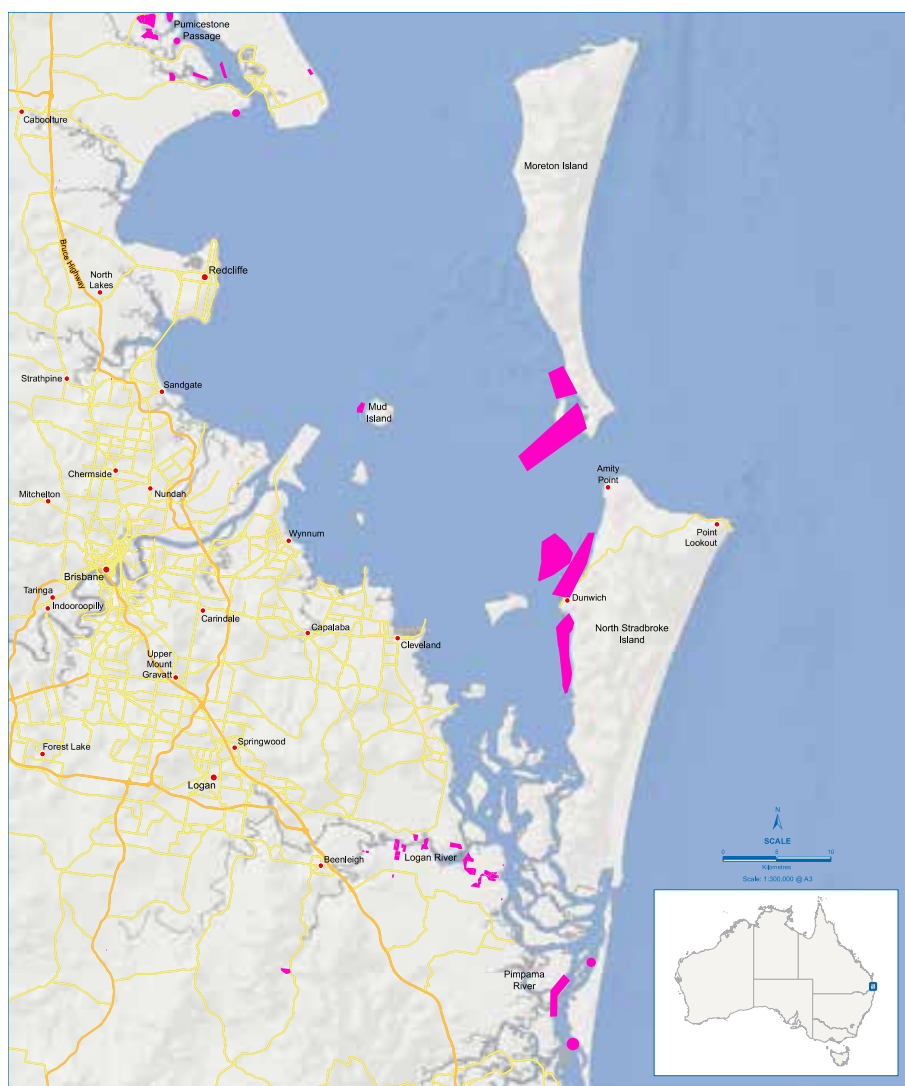


Figure 1. Aquaculture areas in Moreton Bay.

Smaller (bistro-grade) oysters have shorter grow-out times (2 to 2.5 years) and tend to be produced in Moreton Bay to reduce risk of stock loss and maintain cash flow (2, 3). Sixty-seven oyster businesses operate the 97 approved areas that cover 435 ha of the Bay (2). In 2015–16, the total annual production of oysters in Moreton Bay was 109,577 dozen, valued at \$563,970 (1) (Fig. 2).



Figure 2. Production ('000 dozen) and value of the oyster industry in Moreton Bay (1995 to 2015 season).

Seven prawn farms (total ~150 ha) have seawater ponds (generally 1 ha each) on flat farmland adjacent to the Logan estuary (Fig. 1). Post-larvae from Logan estuary hatcheries are stocked in ponds (at densities of 25 to 40 per m²) and grown on a formulated diet to market size in approximately six months (4). Stocking generally occurs in October, and harvesting and sale from April to June (4). In 2014, Moreton Bay produced 1,384 t from the 116 ha of ponded area (Fig. 3, 4) and was worth more than \$20 million per annum (5). However, in the summer of 2016–17, a breach in biosecurity impacted the prawn aquaculture industry when uncooked prawns infected with the exotic white-spot disease (WSD) were imported and distributed in the Moreton Bay region (6).

Brief history and current trends

Oyster aquaculture

The presence of shell middens confirms that oysters were harvested by generations of Aboriginal people inhabiting the region now called Moreton Bay (7, 8). The Quandamooka People probably also farmed oysters in Moreton Bay, as there is evidence in nearby northern New South Wales (NSW) of Aboriginal people returning shell material to estuaries to promote settlement of oyster spat (9).

Early settlers quickly exploited existing intertidal and subtidal oysters beds both for human consumption and to manufacture construction lime (10). During this time, Moreton Bay was considered to be an excellent oyster production area and exported spat to southern colonies (10). However, natural oyster beds were over-exploited which lead to government regulation (*Oyster Acts 1863, 1874 and 1886*) early in the industry's history. This largely failed to control pressure on the resource. In addition, land practices resulted in increased sediment inputs to

inshore areas by 1870. This was the likely cause of the decline of subtidal oyster reefs that were infested by spionid polychaete mudworms after major flood events in the late nineteenth century (11).

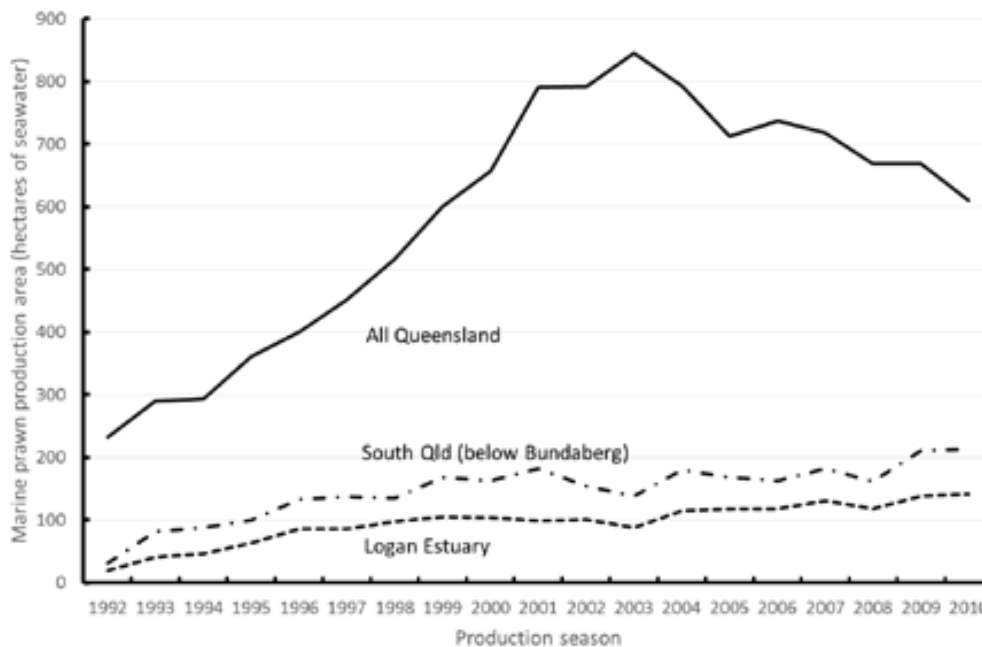


Figure 3. Area of ponds producing marine prawns in Queensland during each growing season from 1992–93 to 2010–11 (Data: Department of Agriculture and Fisheries).

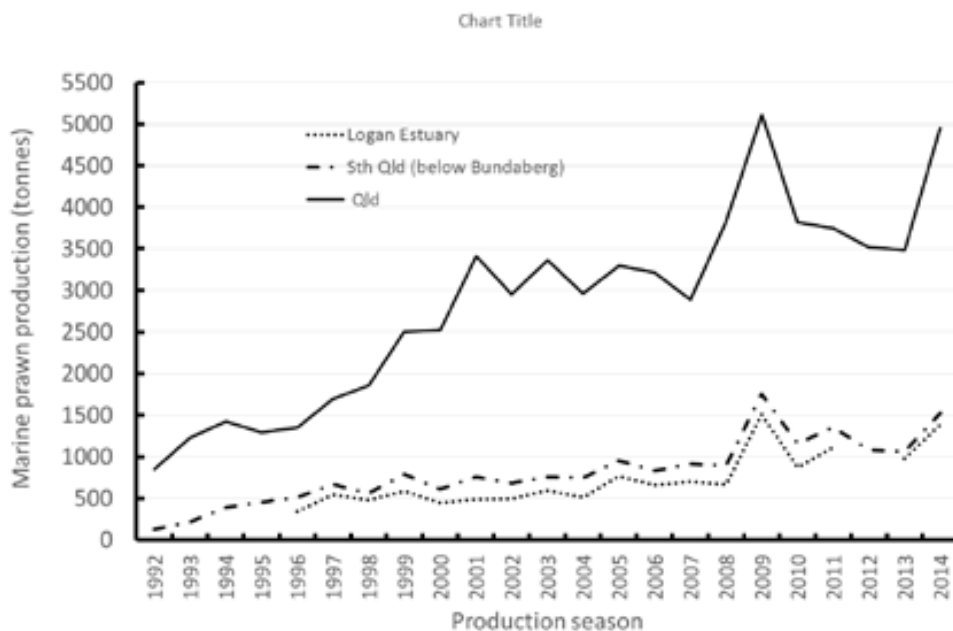


Figure 4. Farmed marine prawn production in Queensland from the 1992–93 season to the 2014–15 season. The gaps in production (1992–96, 2011–13) for the Logan area are to protect confidentiality when fewer than five farms produce that season (Data: Department of Agriculture and Fisheries).

In response to depleted natural stocks, organised farming by bank oystering began in the 1870s (3, 10). Bank oystering initially used sticks, rocks, and shells to collect spat-fall and grow out natural oysters in the intertidal (10). Oyster production in Moreton Bay escalated from ~4,500 bags (281 t) in 1870 to its peak of ~21,000 bags (1,313 t) in 1891, when the greatest production came from bank oystering (10). In the early 1900s, farming infrastructure evolved to stick and tray culture in response to bed losses to floods and oyster pathogen incursions, particularly the mudworm, *Polydora* sp. (3, 10). This involved collecting spat on sticks, removing excessive spat and leaving the remaining oysters to mature on stick and/or fattening the oysters in grow-out trays.

Oystering was considered the largest and single most important industry in the region until the 1920s (10). However, mudworm, floods, stock theft and increasing competition from NSW and New Zealand challenged the industry (3, 10, 12). Uncertain tenure also meant Moreton Bay producers were reluctant to invest in the labour and equipment required for stick and tray cultivation (10). By the early 1920s, annual oyster production in Queensland had declined to ~2,000 bags (125 t) per annum (10, 13). Production has also been heavily reliant on spat from NSW since 1936 due to low natural recruitment (3).

While the oyster industry thrived in NSW from the 1960s, production in Queensland remained low (3). The industry suffered from QX disease caused by the parasite, *Marteilia sydneyi*, competition with the exotic Pacific oyster (*Crassostrea gigas*), and food safety concerns (14). Innovations from NSW and elsewhere, such as the sale of single seed oysters (individual ‘loose’ spat), selective breeding hatcheries, sterile triploid Pacific oysters and recyclable plastic culture trays for oyster cultivation, have not increased Moreton Bay oyster production. Recently, annual production has fluctuated between ~100,000 and 220,000 dozen, with the annual industry value between ~\$400,000 and \$700,000 (Fig. 2). If a ‘bag’ contains 120–130 dozen whole oysters (15), then that is less than 2,000 bags per annum in the old units, and less than 10% of peak historic levels.

Since 2007, production has fluctuated between ~80,000 and 130,000 dozen, though higher prices have seen industry value hold at ~\$500,000 per annum. The inefficiency of production in existing oyster-growing areas is likely due to the short harvest season, QX disease, competition from Pacific oyster, poor water quality and the relatively high proportion of hobbyist farmers in the industry (3). An oyster industry plan for the Moreton Bay Marine Park was developed in 2008 and reviewed in 2015 (16). The plan provides the tenure needed for long-term investment and is accredited under the *Marine Parks Regulation 2006*. Individual oyster growers who conduct their operations within the framework of the plan do not require a Marine Parks permit. Some growers have increased production using the provisions allowing a working platform on the area. An industry renewal policy issuing resource allocation authorities was also developed which established minimum production levels for authority holders. Some notices have been issued, but even if authorities to operate oyster areas are surrendered, attracting ambitious growers and labour remains a major challenge given the close proximity to better economic opportunities nearby in Brisbane (17).

Prawn (shrimp) aquaculture

In the early 1970s, Australian agribusinesses considered the two models of prawn farming available: intertidal farms or high-density tanks. Traditional intertidal farms in Asia had poor yield, but high-density production in tanks on land was unproven and likely expensive (18). In 1971, one corporation tried hatching brown tiger prawn (*Penaeus esculentus*) in tanks near Cleveland, but attempts there and later in Port Douglas were unsuccessful and the trials were abandoned in 1976 (19). A pilot of indoor production at Southport was also unsuccessful (19).

In Taiwan, farmers found a middle path by culturing prawns in small outdoor ponds built on coastal farmland (20, 21). Taiwan's land-based prawn farms produced so many black tiger prawn (*P. monodon*) that feeding, aeration and massive seawater changes were essential (20, 21). Even though this industry crashed in Taiwan in the late 1980s due to an epidemic of unforeseen prawn diseases (22), land-based prawn farms expanded into several other countries (23, 24). When world sugar prices crashed in the mid-eighties, a number of cane farmers on the banks of the Logan estuary (southern Moreton Bay) also diversified into prawn farming (26).

Land-based prawn farming in Australia first appeared in NSW, but farms established shortly after in tropical Queensland quickly dominated national production (25, 26). Most ponds were built in the warmer climates in the north of the state, where two crops per year were possible. The returns per hectare for prawns were better than for agriculture. Risks, uncertainties and opposition from existing seawater users (25) eventually led the Australian Government to intervene using regulations developed to ensure prawn farms had no additional impact (in terms of point source discharge) to the Great Barrier Reef (GBR) (27). The total area of prawn ponds in northern Queensland decreased as early farms closed or diversified production to barramundi (Fig. 3). Nutrient and suspended sediment restrictions were also placed on the Logan estuary prawn farms. In response to these controls, Moreton Bay prawn farms made significant contributions to advances in global research into environmental management of prawn farms (28). Despite this, at its recent peak, only a small fraction of Queensland's coastal land was dedicated to prawn farming and a small part of that was in Moreton Bay (Fig. 3, Fig. 1).

In the mid-1990s, the dependence on wild broodstock caused production to lag behind pond construction (Figs 3, 4). Farmers discovered that visibly healthy wild prawns could still pass a suite of hidden pathogens to their offspring (29, 30). In 1993 and 1994 a mid-crop mortality syndrome (MCMS) stalled production in Queensland (Fig. 4). Northern farms that dried ponds to break the infection cycle then risked having little or no crop if hatcheries could not deliver post-larvae at the crucial time (31, 32). Elsewhere, production crashes in Asia followed outbreaks of new, extremely virulent pathogens, white-spot syndrome virus (WSSV) and yellow-head virus (YHV1) (29, 30). Queensland's wild black tiger prawn already hosted the pathogen linked to MCMS (i.e. YHV2, a milder variant of YHV1), thereby softening the impact of the local pathogen (33, 34).

Farmed prawn production in southern Queensland avoided many of the issues faced further north during the 1990s (Fig. 4). Farms in northern Queensland could produce 8–10 t/ha y⁻¹ in

back-to-back 4–5 t/ha crops (32, 35, 36). When the disease-affected northern farms resumed production in 1997, the increasingly efficient Logan River producers grew nearly one-third of Queensland's farmed black tiger prawn, using two-thirds of the ~86 ha of production ponds beside the estuary at the time (37). These farms were sustainably harvesting 6–7.5 t/ha crops (38–41).

Australia's higher valued export brown tiger prawn (*P. esculentus*) and other species familiar to local consumers (i.e. the banana prawn *Penaeus merguensis*) were occasionally cultured in the first few years (42), but Queensland prawn farmers ultimately chose black tiger prawn as techniques were established and feed was available (36, 40, 43). A small prawn farm near Cleveland also established live export of *Penaeus pulchricaudatus* [formerly *japonicus*], the local equivalent of Japan's prestigious prawn 'kuruma ebi' (44). By the mid-nineties, up to seven southern Queensland prawn farms were exporting live Queensland 'kurumas' (45). Overseas investors avoiding WSD in Asia built two kuruma farms, one near Bundaberg and another near Steiglitz in southern Moreton Bay, approximately 5 km south of the mouth of the Logan River (46). By then, unregulated translocation of northern hemisphere kuruma prawn amongst countries near Japan had spread WSD through nations bordering the Sea of Japan (29, 47). Queensland's kuruma production peaked at 250 t per annum in 1996 (from 60 ha), approximately half of southern Queensland's marine prawn output (Fig. 3). However, economic troubles in Asia quickly drove local prices down (48–50) and live export of kurumas from Queensland ceased in the 2005–06 season (51) due to the high costs of culture and export, and local viruses causing low stocking rates (52, 53).

Meanwhile local black tiger prawn production was impacted by another shortage of healthy breeders and post-larvae (54), resulting in insufficient broodstock to fill 800 ha of available ponds (54, 55) (Figs 3, 4). Broodstock collectors were also excluded from the best broodstock areas by the revision of the GBR marine park zones, with aquaculture competing with commercial fishing in the remaining areas (56, 57). In 2002, CSIRO started assisting one of the Logan estuary prawn farms to develop an in-house domestication and selective breeding program for black tiger prawn (58). One of Queensland's oldest farms, at Cardwell in North Queensland, also developed a domestication and selective breeding program for banana prawn, *P. merguensis* (59). Regulated translocation of virus-tested wild black tiger prawn from prawn fisheries in the Northern Territory also began (60).

The appreciation of the Australian dollar in the mid-2000s resulted in an increase of farmed imports from South East Asia (61, 62). Disease-troubled producers in Asia switched to the relatively more bio-secure but low-value exotic prawn, *Penaeus vannamei*, using plastic-lined ponds pre-filled with seawater free of virus hosts and carriers (63, 64). The first result of increased imports was decreased domestic prices, so pond area in Australia decreased (Fig. 3), with some Queensland farms closing. Twenty-six Queensland black tiger prawn farms remained in 2006–07, eight fewer than at the peak (Fig. 4). Secondly, the imported prawns carried the same viruses that had impacted black tiger prawn production elsewhere in Asia (65).

An import risk assessment concluded that entry of uncooked, intact, farmed prawns posed the greatest risk, with surveys revealing some recreational fishers were using imported supermarket prawns as bait (66). An onerous testing regime commenced to prevent entry of WSSV and YHV-infected consignments of frozen, uncooked prawns into Australia (66); however, there was some backlash from seafood importers (67).

Domesticating and translocating broodstock from Northern Territory waters overcame the breeder bottleneck, increasing production by approximately 40% in two seasons (68) and briefly doubling production in the Logan estuary (Fig. 4). However, now that entry of exotic prawn viruses into Australian seas has been demonstrated, wild-caught breeders carry risks. By 2008, the development of domestication and breeding programs for black tiger prawn proved to be a cost-effective alternative to reliance on wild broodstock (69). Combining domestication with selective breeding enabled progressive, permanent genetic gains in growth rates and feed conversion efficiency resulting in the highest recorded yields of farmed black tiger prawn in the world (mean t/ha) (28). However, as with other agricultural sectors, production can be reduced by extreme weather events, such as the cyclones and widespread floods in coastal Queensland in 2011 (Fig. 4) (70).

In late December 2016, the exotic WSD caused a mass mortality of prawns at a farm bordering the Logan estuary (71). An eradication plan was activated in an attempt to maintain Australia's long-defended, WSSV-free status (72). By early 2017, all Moreton Bay prawn farms had been destocked and disinfected (73). The importation of uncooked prawns to Australia was temporarily suspended and a movement control order extending from Caloundra to the NSW border was put in place to prevent dispersal of the virus (74). Prawn hatcheries in this region were contained in the movement control zone. Mass importation of uncooked WSSV-infected prawns indicated a failure of Australia's biosecurity system (6). Surveillance testing in April 2018 returned positive for the virus at nine sites in Moreton Bay near Deception Bay and Redcliffe, but indicated that there had been no further spread throughout Moreton Bay or Queensland. Further surveillance testing in August and September 2018 were all negative for the virus, although testing during the same period in 2017 also returned negative results, which is likely to indicate WSSV is more prevalent in the warmer months. Three farms resumed operation in the 2018-2019 season, with additional biosecurity measures, including revised on-farm biosecurity plans, installation of water filtration for all incoming water, modified farm layouts, installed crab fencing and implementation of strict controls for the movement of equipment, staff and visitors (75).

Interaction with the environment

In the mid-1990s, the dependence on wild broodstock caused production to lag behind pond construction (Fig. 3, 4). Farmers discovered that visibly healthy wild prawns could still pass a suite of hidden pathogens to their offspring (29, 30). In 1993 and 1994 a mid-crop mortality syndrome (MCMS) stalled production in Queensland (Fig. 4). Northern farms that dried ponds to break the infection cycle then risked having little or no crop if hatcheries could not deliver post-larvae at the crucial time (31, 32). Elsewhere, production crashes in Asia followed outbreaks of new, extremely virulent pathogens, white-spot syndrome virus (WSSV)

and yellow-head virus (YHV1) (29, 30). Queensland's wild black tiger prawn already hosted the pathogen linked to MCMS (i.e. YHV2, a milder variant of YHV1), thereby softening the impact of the local pathogen (33, 34).

Farmed prawn production in southern Queensland avoided many of the issues faced further north during the 1990s (Fig. 4). Farms in northern Queensland could produce 8–10 t/ha y⁻¹ in back-to-back 4–5 t/ha crops (32, 35, 36). When the disease-affected northern farms resumed production in 1997, the increasingly efficient Logan River producers grew nearly one-third of Queensland's farmed black tiger prawn, using two-thirds of the ~86 ha of production ponds beside the estuary at the time (37). These farms were sustainably harvesting 6–7.5 t/ha crops (38–41).

Australia's higher valued export brown tiger prawn (*P. esculentus*) and other species familiar to local consumers (i.e. the banana prawn *Penaeus merguensis*) were occasionally cultured in the first few years (42), but Queensland prawn farmers ultimately chose black tiger prawn as techniques were established and feed was available (36, 40, 43). A small prawn farm near Cleveland also established live export of *Penaeus pulchricaudatus* [formerly *japonicus*], the local equivalent of Japan's prestigious prawn 'kuruma ebi' (44). By the mid-nineties, up to seven southern Queensland prawn farms were exporting live Queensland 'kurumas' (45). Overseas investors avoiding WSD in Asia built two kuruma farms, one near Bundaberg and another near Steiglitz in southern Moreton Bay, approximately 5 km south of the mouth of the Logan River (46). By then, unregulated translocation of northern hemisphere kuruma prawn amongst countries near Japan had spread WSD through nations bordering the Sea of Japan (29, 47). Queensland's kuruma production peaked at 250 t per annum in 1996 (from 60 ha), approximately half of southern Queensland's marine prawn output (Fig. 3). However, economic troubles in Asia quickly drove local prices down (48–50) and live export of kurumas from Queensland ceased in the 2005–06 season (51) due to the high costs of culture and export, and local viruses causing low stocking rates (52, 53).

Meanwhile local black tiger prawn production was impacted by another shortage of healthy breeders and post-larvae (54), resulting in insufficient broodstock to fill 800 ha of available ponds (54, 55) (Figs 3, 4). Broodstock collectors were also excluded from the best broodstock areas by the revision of the GBR marine park zones, with aquaculture competing with commercial fishing in the remaining areas (56, 57). In 2002, CSIRO started assisting one of the Logan estuary prawn farms to develop an in-house domestication and selective breeding program for black tiger prawn (58). One of Queensland's oldest farms, at Cardwell in North Queensland, also developed a domestication and selective breeding program for banana prawn, *P. merguensis* (59). Regulated translocation of virus-tested wild black tiger prawn from prawn fisheries in the Northern Territory also began (60).

The appreciation of the Australian dollar in the mid-2000s resulted in an increase of farmed imports from South East Asia (61, 62). Disease-troubled producers in Asia switched to the relatively more bio-secure but low-value exotic prawn, *Penaeus vannamei*, using plastic-lined ponds pre-filled with seawater free of virus hosts and carriers (63, 64). The first result of increased imports was decreased domestic prices, so pond area in Australia decreased (Fig. 3),

with some Queensland farms closing. Twenty-six Queensland black tiger prawn farms remained in 2006–07, eight fewer than at the peak (Fig. 4). Secondly, the imported prawns carried the same viruses that had impacted black tiger prawn production elsewhere in Asia (65).

An import risk assessment concluded that entry of uncooked, intact, farmed prawns posed the greatest risk, with surveys revealing some recreational fishers were using imported supermarket prawns as bait (66). An onerous testing regime commenced to prevent entry of WSSV and YHV-infected consignments of frozen, uncooked prawns into Australia (66); however, there was some backlash from seafood importers (67).

Domesticating and translocating broodstock from Northern Territory waters overcame the breeder bottleneck, increasing production by approximately 40% in two seasons (68) and briefly doubling production in the Logan estuary (Fig. 4). However, now that entry of exotic prawn viruses into Australian seas has been demonstrated, wild-caught breeders carry risks. By 2008, the development of domestication and breeding programs for black tiger prawn proved to be a cost-effective alternative to reliance on wild broodstock (69). Combining domestication with selective breeding enabled progressive, permanent genetic gains in growth rates and feed conversion efficiency resulting in the highest recorded yields of farmed black tiger prawn in the world (mean t/ha) (28). However, as with other agricultural sectors, production can be reduced by extreme weather events, such as the cyclones and widespread floods in coastal Queensland in 2011 (Fig. 4) (70).

In late December 2016, the exotic WSD caused a mass mortality of prawns at a farm bordering the Logan estuary (71). An eradication plan was activated in an attempt to maintain Australia's long-defended, WSSV-free status (72). By early 2017, all Moreton Bay prawn farms had been destocked and disinfected (73). The importation of uncooked prawns to Australia was temporarily suspended and a movement control order extending from Caloundra to the NSW border was put in place to prevent dispersal of the virus (74). Prawn hatcheries in this region were contained in the movement control zone. Mass importation of uncooked WSSV-infected prawns indicated a failure of Australia's biosecurity system (6). Surveillance testing in April 2018 returned positive for the virus at nine sites in Moreton Bay near Deception Bay and Redcliffe, but indicated that there had been no further spread throughout Moreton Bay or Queensland. Further surveillance testing in August and September 2018 were all negative for the virus, although testing during the same period in 2017 also returned negative results, which is likely to indicate WSSV is more prevalent in the warmer months. Three farms resumed operation in the 2018-2019 season, with additional biosecurity measures, including revised on-farm biosecurity plans, installation of water filtration for all incoming water, modified farm layouts, installed crab fencing and implementation of strict controls for the movement of equipment, staff and visitors (75).

Opportunities, challenges and future of the industry

Aquaculture is one of the fastest growing primary production sectors in the world, accounting for approximately 45% of aquatic animal food produced for human consumption (94, 95).

The rising demand for seafood produced through aquaculture provides a significant opportunity for the market to increase. However, industry growth faces significant challenges including water quality, diseases and competition (17).

Aquaculture is challenged by the potential environmental impacts to water quality in adjacent waterways. Each new intensive aquaculture development can add to existing diffuse pollution from the catchment (96, 97), requiring strict environmental regulations on the quality of this source of wastewater. This may be one of the reasons for the lack of any new major entrants to the Queensland industry in over a decade (98, 99). For example, the SunAqua proposal for snapper and yellowtail kingfish cages on the eastern side of Moreton Bay was refused permission to proceed by the Queensland Coordinator-General in 2004 (100). This project was refused due to concerns about nutrient discharges. A strong public campaign also objected to the project due to the potential impacts to environmentally sensitive areas (101). The rejection of this proposal has discouraged the establishment of, and investment in, Queensland aquaculture (98). Fortunately, Queensland policies have recently been put in place to support the sustainable expansion of the industry by focusing on defined Aquaculture Development Areas and adopting innovative technologies to treat the discharge wastes (102).

Currently, the major challenge for the Moreton Bay prawn aquaculture industry is the recent WSD outbreak. Prawn farms beyond Moreton Bay must also now review their vulnerability to the arrival of exotic pathogens, and consider innovations such as polychaete-assisted sand-filters and algal raceways to treat discharge water (103, 104). Accelerated adoption of filtration/remediation systems that assist in managing the WSD outbreak will be valuable additions to prawn farming environmental management technologies. Selective breeding programs producing pathogen-free prawns that are resistant to the disease are likely to assist in combatting WSD (105).

Diversifying aquaculture activities through additional species and products may also be an important risk management strategy to increase the economic viability of the aquaculture industry. Rather than resume prawn production following the WSD outbreak, one Logan estuary farm has begun trials to grow and market two new fish products, cobia (*Rachycentron canadum*) and Queensland groper (*Epinephelus lanceolatus*) (106). In Asia, replacing, supplementing or rotating prawn aquaculture with other high-value fish species has negated the risk and instability of disease outbreaks (107). In Moreton Bay, diversifying prawn farms to include finfish production to avoid WSD and/or diversifying oyster farms to Akoya pearls to negate food safety issues may enhance the economic viability of these industries. However, further research, aimed for example at supply and demand and environmental management of any new species, would be required.

Overall, the future of aquaculture in Moreton Bay requires proactive management of the whole system that recognises the complex ways in which present-day metropolitan and catchment development challenges sustainable growth of the industry. Careful consideration of these issues and applying recent advances in Australian aquaculture technologies could enable aquaculture enterprises in the region to achieve sustainable growth with an effective balance between economic success and conserving Moreton Bay's unique ecosystem.

References

1. Heidenreich M. 2016. Ross Lobegeiger report to farmers: Aquaculture production survey Queensland 2014-15 p.8
2. DPI&F. 2008. Oyster industry management plan for Moreton Bay Marine Park. Department of Primary Industries and Fisheries, State of Queensland. PR08–4137:30
3. Schrobback P, Pascoe S, Coglan L. 2014. History, status and future of Australia’s native Sydney Rock oyster industry. *Aquatic Living Resources*. 27(3-4):153-165
4. DPI&F. 2006. Australian prawn farming manual: Health management for profit. State of Queensland, Department of Primary Industries and Fisheries. p.159
5. Glanville R, Neville P, Walker P. 2017. White spot disease of prawns Queensland response 2016-17. p.31
6. Inspector General of Biosecurity. 2017. Uncooked prawn imports: Effectiveness of biosecurity controls. Department of Agriculture and Water Resources. Canberra. p.180
7. Catterall CP, Poiner IR. 1987. The potential impact of human gathering on shellfish populations, with reference to some NE Australian intertidal flats. *Oikos*. 50(1):114-122
8. Ross A, Coghill S, Coghill B. 2015. Discarding the evidence: The place of natural resources stewardship in the creation of the Peel Island Lazaret midden, Moreton Bay, southeast Queensland. *Quaternary International*. 285:177-190
9. Ogburn DM, White I, Mcphee DP. 2007. The disappearance of oyster reefs from eastern Australian estuaries—impact of colonial settlement or mudworm invasion? *Coastal Management*. 35(2-3):271-287
10. Smith GS. 1981. Southern Queensland's oyster industry. *Journal of the Royal Historical Society of Queensland*. 11(3):45-58
11. Diggles B. 2013. Historical epidemiology indicates water quality decline drives loss of oyster (*Saccostrea glomerata*) reefs in Moreton Bay, Australia. *New Zealand Journal of Marine and Freshwater Research*. 47(4):561-581
12. Nell JA. 2001. The history of oyster farming in Australia. *Marine Fisheries Review*. 63(3):14-25
13. Lergessner JG. 2006. Oysterers of Moreton Bay. James Lergessner. p.324
14. Wolf P, Medcof J. 1974. Be on your guard against the Pacific oyster. *The Fisherman*. 4(10):3-5
15. Witney E, Beumer JP, Smith GS. 1988. Oyster culture in Queensland. Queensland Department Of Primary Industries. Brisbane, Queensland. p27
16. Department of Agriculture and Fisheries. 2015. Oyster industry plan for Moreton Bay Marine Park. Accessed December 2015.
https://www.daf.qld.gov.au/__data/assets/pdf_file/0013/56101/Moreton-Bay-Oyster-Management-Plan.pdf
17. Schrobback P, Pascoe S, Coglan L. 2014. Shape up or ship out: Can we enhance productivity in coastal aquaculture to compete with other uses? *PloS ONE*. 9(12):1-25
18. Pownall PC. 1973. Prawn farming prospects in Australia. *Australian Fisheries*. 32(12):2-4
19. Heasman MP. 1984. Marine prawn farming in Australia: Lessons from the past and prospects for the future. In: Pollock BR, Quinn RH. (Eds). *The potential of aquaculture in Queensland: Proceedings of the seminar held at the Professional Development Centre, Brisbane, Australia. 24-25th March 1983*. Queensland Department of Primary Industries, Brisbane, Australia. p.1-14
20. Csavas I. 1990. Shrimp aquaculture developments in Asia. In: New MB, De Saram H, Singh T. (Eds). *Technical and economic aspects of shrimp farming proceedings of the Aquatech '90 conference, 11-14 June 1990, Kuala Lumpur, Malaysia*
21. Macintosh DJ, Phillips MJ. 1992. Environmental issues in shrimp farming. In: de Saram H, Singh T. (Eds). *Shrimp '92, Hong Kong 3rd Global Conference on the Shrimp Industry, 14-16 September 1992 Infotech, Kuala Lumpur, Malaysia*. p. 118-145
22. Liao IC. 1990. The world’s marine prawn culture industries: Today and tomorrow. In: Hirano R, Hanyu I. (Eds). *Proceedings of the Second Asian Fisheries Forum, 1990*. Asian Fisheries Society, Manila, Philippines. p. 11-27
23. Dierberg F, Kiattisimkul W. 1996. Issues, impacts, and implications of shrimp aquaculture in Thailand. *Environmental Management*. 20(5):649-666

24. Wickens JF, Lee DO. 2002. Crustacean farming: Ranching and culture 2nd edition. Blackwell Science, Oxford. p. 464
25. Brown D, Van Landeghem K, Schuele M. 1997. Australian aquaculture: Industry profiles for selected species. ABARE Research Report 97.3. Australian Bureau of Agricultural and Resource Economics. Canberra, Australia. p.102
26. Maguire GB, Allan GL. 1992. Shrimp culture industry in Australia. In: Fast AW, Lester LJ. (Eds). Marine shrimp culture: Principles and practices. Elsevier Science Publishers B.V., Amsterdam. p.757-769
27. Department of Environment and Heritage. 2000. Great Barrier Reef Marine Park (aquaculture) regulations 2000 no.6. Explanatory statement. Department Of Environment And Heritage. Canberra, Australia. p.218
28. Preston N, Coman G, Moore N, Murphy B. 2010. Black tiger breeding program yields record shrimp harvests in Australia. *Global Aquaculture Advocate*. 13(5):95
29. Flegel TW. 2012. Historic emergence, impact and current status of shrimp pathogens in Asia. *Journal of Invertebrate Pathology*. 110(2):166-173
30. Lightner DV, Redman RM, Pantoja CR, Tang KFJ, Noble BL, Schofield P, Mohny LL, Nunan LM, Navarro SA. 2012. Historic emergence, impact and current status of shrimp pathogens in the Americas. *Journal of Invertebrate Pathology*. 110(2):174-183
31. Saunders K, O'Sullivan D. 1998. Pond management changes boost prawn harvest. *Austasia Aquaculture*. 12(2):50-52
32. O'Sullivan D. 1997. Coco's back into full prawn production. *Austasia Aquaculture*. 11(1)(March/April):8-10
33. Cowley JA, Dimmock CM, Wongteerasupaya C, Boonsaeng V, Panyim S, Walker PJ. 1999. Yellow head virus from Thailand and gill-associated virus from Australia are closely related but distinct prawn viruses. *Diseases of Aquatic Organisms*. 36(2):153-157
34. Munro J, Owens L. 2007. Yellow head-like viruses affecting the penaeid aquaculture industry: A review. *Aquaculture Research*. 38(9):893-908
35. O'Sullivan D. 1991. Large-scale prawn farming: How Seafarm does it. *Austasia Aquaculture*. 5(9)(May/June):6-8
36. O'Sullivan D. 1994. Prawns prove a clever switch for struggling sugar farmers. *Austasia Aquaculture*. 8(2)(March/April 1994):20-22
37. Lobegeiger R. 1999. Black tiger production up by 50 percent. *Queensland Aquaculture News*. April 1999(14): 1
38. O'Sullivan D. 1992. Prawn farm diversifies to Kuruma Prawn production. *Austasia Aquaculture*. 6(4)(July/August):16-17
39. O'Sullivan D. 1992. Tru-blu prawns- proving the experts wrong. *Austasia Aquaculture*. 6(3)(May/June):8-10
40. O'Sullivan D. 1993. "By the book" methods ensure success for prawn farm. *Austasia Aquaculture*. 7(6)(November/December 1993):22-24
41. O'Sullivan D. 1994. Rapid expansion for family-run prawn farm. *Austasia Aquaculture*. 8(4)(July/August 1994):13-15
42. Hardman JRP, Treadwell R, Maguire G. 1991. Economics of prawn farming in Australia. *Memoirs of the Queensland Museum*. 31:421-434
43. O'Sullivan D. 1993. Asian experts help hatchery to success. *Austasia Aquaculture*. 7(5)(September/October 1993):33-36
44. Goodrick B, Paterson B, Grauf S. 1993. Air transport of Kuruma Prawns (*Penaeus japonicus*): Temperature control improves survival. *Food Australia*. 45:400-403
45. Hewitt DR, Duncan PF. 2001. Effect of high water temperature on the survival, moulting and food consumption of *Penaeus (marsupenaeus) japonicus* (Bate, 1888). *Aquaculture Research*. 32(4):305-313
46. O'Sullivan D. 1998. Tomei prawn farm concentrates on Kurumas. *Austasia Aquaculture*. 11(5)(December 1997/January 1998):8-10
47. Ovenden C, Kriz A. 1993. Marketing live Kuruma prawns to Japan. Information series qi92003, Department Of Primary Industries, Brisbane

48. Department of Primary Industries. 1997. Aquaculture production survey Queensland 1995/96. Report to farmers. Department of Primary Industries, Queensland p.42
49. Department of Primary Industries I. 1998. Aquaculture production survey Queensland 1996/97. Report to farmers. Department of Primary Industries, Queensland p.42
50. Goodrick B. 1997. Key issues for successful kuruma exports. Queensland Aquaculture News. 11(May 1997): 10
51. Department of Primary Industries and Fisheries. 2007. Report to farmers. Aquaculture production survey Queensland 2005-2006. Department of Primary Industries and Fisheries, Queensland p.43
52. Lobegeiger R. 1999. Queensland aquaculture growth continues. Queensland Aquaculture News. 14(April 1999):6
53. Lobegeiger R, Cowley J, Mayer D. 2004. Review of Queensland Kuruma industry for 2002/03 season. Department of Primary Industries and Fisheries, Queensland. Brisbane.
54. Lobegeiger R, Mayer D, Williams A. 2005. Broodstock review black tiger prawns (*Penaeus monodon*). Department of Primary Industries and Fisheries, Queensland. Brisbane
55. Gribble N, Atfield J, Dredge M, White D, Kistle S. 2003. Sustainable *Penaeus monodon* (black tiger prawn) populations for broodstock supply. Final report to the fisheries research and development corporation project 99/199. Queensland Department of Primary Industries. Information series qi 03063
56. Kerr P, O'Sullivan D. 2005. Government policies are they destroying the Australian prawn industry? Austasia Aquaculture. 19(5)(October/November 2005):39-43
57. Department of Primary Industries and Fisheries. 2005. Australian prawn farming - an industry development plan 2005-2007. Department of Primary Industries and Fisheries, Brisbane, Australia
58. Preston N, Coman G, Sellars M, Cowley J, Dixon T, Li Y, Murphy B. 2009. Advances in *Penaeus monodon* breeding and genetics. The Rising Tide : Proceedings of the Special Session on Sustainable Shrimp Farming. p.1-6
59. O'Sullivan D. 2000. Seafarm has a new prawn in the market. Austasia Aquaculture. 13(6)(Dec 1999/Jan 2000):21-25
60. Department of Primary Industries and Fisheries 2008. Australian prawn farming - an industry development plan 2008-2011. Department of Primary Industries and Fisheries. Brisbane, Australia
61. ABARE. 2005. Australian fisheries statistics 2004, Australian Bureau of Agricultural and Resource Economics, Canberra.
62. ABARE. 2006. Australian fisheries statistics 2005, Australian Bureau of Agricultural and Resource Economics, Canberra
63. Lebel L, Mungkung R, Gheewala SH, Lebel P. 2010. Innovation cycles, niches and sustainability in the shrimp aquaculture industry in Thailand. Environmental Science & Policy. 13(4):291-302
64. Bush SR, van Zwieten PAM, Visser L, van Dijk H, Bosma R, de Boer WF, Verdegem M. 2010. Scenarios for resilient shrimp aquaculture in tropical coastal areas. Ecology and Society. 15(2):17
65. O'Sullivan D, Walker T. 2004. Farmed prawns survive tough markets. Austasia Aquaculture. 18(3):26-28
66. Biosecurity Australia. 2009. Generic import risk analysis report for prawns and prawn products. Biosecurity Australia, Canberra, Australia. p.305
67. Grant N. 2007. Prawn importers question draft import risk analysis. Seafood Australia. 21(2):16-20
68. O'Sullivan D. 2010. Best practice underpins positive outlook. Austasia Aquaculture. 24(4):35-40
69. Norman-López A, Sellars MJ, Pascoe S, Coman GJ, Murphy B, Moore N, Preston N. 2016. Productivity benefits of selectively breeding black tiger shrimp (*Penaeus monodon*) in Australia. Aquaculture Research. 47(10):3287-3296
70. Curtotti R, Hormis M, McGill K, Pham T, Vieira S, Perks C, George D, Mazur K. 2011. Australian fisheries - outlook and economic indicators. Australian Bureau of Agricultural

- and Resource Economics and Sciences, Canberra. ABARES Outlook Conference Paper 11.09
71. Biosecurity Queensland. 2016. Industry alert - white spot disease detected in southern Queensland. <https://www.Daf.Qld.Gov.Au/animal-industries/animal-health-and-diseases/white-spot-disease-detected-in-southern-Queensland#>, date accessed 16 December 2016
 72. Department of Agriculture. 2013. Disease strategy: White spot disease (version 2.0). In: Australian Aquatic Veterinary Emergency Plan (AQUAVETPLAN), Australian Government Department of Agriculture, Canberra, ACT. p.76
 73. Biosecurity Queensland. 2017. White spot disease industry update number 10 - 5 January 2017. <http://www.Vision6.Com.Au/em/message/email/view.Php?Id=1133716&u=13082&k=ighssrne861c1knqj0rvjmxddfpm2cwvipd6w4kumc> date accessed 18/01/2017
 74. DAF. 2017. Movement control order (Moreton Bay) - white spot syndrome virus. Department of Agriculture & Fisheries. https://www.daf.qld.gov.au/__data/assets/pdf_file/0005/1016339/Movement-control-order.pdf
 75. DAF. 2018. White spot disease news. <https://www.daf.qld.gov.au/news-media/newsletters/white-spot-disease-news>.
 76. O'Connor WA, Dove MC. 2009. The changing face of oyster culture in New South Wales, Australia. *Journal of Shellfish Research*. 28(4):803-811
 77. Department of Primary Industries and Fisheries. 2003. Aquaculture Policy. The policy relating to the relaying of oysters within Queensland waters. Version 1. pp. 8. https://www.daf.qld.gov.au/__data/assets/pdf_file/0020/73640/FAMOP005.pdf
 78. Burford MA, Costanzo S, Dennison W, Jackson C, Jones A, McKinnon A, Preston N, Trott L. 2003. A synthesis of dominant ecological processes in intensive shrimp ponds and adjacent coastal environments in NE Australia. *Marine Pollution Bulletin*. 46(11):1456-1469
 79. Preston N, Jackson C, Thompson P, Austin M, Burford M, Rothlisberg P. 2000. Prawn farm effluent: Composition, origin and treatment. Fisheries Research and Development Corporation, Australia Final Report, Project. (95/162)
 80. Jones A, Dennison W, Preston N. 2001. Integrated treatment of shrimp effluent by sedimentation, oyster filtration and macroalgal absorption: A laboratory scale study. *Aquaculture*. 193(1-2):155-178
 81. Donovan DJ. 2001. Environmental code of practice for Australian prawn farmers. Australian Prawn Farmers Association. p.40
 82. Price C. 2002. Prawn farms 'clean up.' *Queensland Aquaculture News*. May 2002:2
 83. Lobegeiger R. 2007. Prawn farms expand. *Queensland Aquaculture News*. September 30:3
 84. CDI-Pinnacle. 2008. Passion for prawns- benchmarking performance. Final report to the Australian seafood cooperative research centre and the Australian prawn farmers association. CDI-Pinnacle Management, Brisbane, Australia
 85. Jackson CJ. 2000. Shrimp feed management in Australia: Recent survey results show focus on feed demand. *Global Aquaculture Advocate*. October:30-31
 86. Lobegeiger R, Gillespie J, Duncan P, Taylor-Moore N. 2001. Aquaculture in Queensland. Queensland Department of Primary Industries, Information Series 0727-6273
 87. Brennan D. 2002. Pollution control options for Australian prawn farms. *Aquaculture Economics and Management*. 5(5-6):325-338
 88. Cox A, Davies L, Hardcastle S, Stubbs M. 2001. Aquaculture development in Australia: A review of key economic issues. Report for the Fisheries Resources Research Fund, Australian Bureau of Agricultural and Resource Economics, Canberra. 88-93
 89. ARUP. 2007. Development of a water quality metric for nutrient offsets for Moreton Bay, Queensland. Final report. Queensland Environmental Protection Agency, Brisbane, Australia. p.52
 90. McKinnon AD, Trott LA, Alongi DM, Davidson A. 2002. Water column production and nutrient characteristics in mangrove creeks receiving shrimp farm effluent. *Aquaculture Research*. 33(1):55-73

91. Jones AB, O'Donohue MJ, Udy J, Dennison WC. 2001. Assessing ecological impacts of shrimp and sewage effluent: Biological indicators with standard water quality analyses. *Estuarine, Coastal and Shelf Science*. 52(1):91-109
92. Jackson C, Preston N, Thompson PJ. 2004. Intake and discharge nutrient loads at three intensive shrimp farms. *Aquaculture Research*. p.35
93. Eyre BD, McKee LJ. 2002. Carbon, nitrogen, and phosphorus budgets for a shallow subtropical coastal embayment (Moreton Bay, Australia). *Limnology and Oceanography*. 47(4):1043-1055
94. De Silva SS, Soto D. 2009. Climate change and aquaculture: Potential impacts, adaptation and mitigation. *Climate change implications for fisheries and aquaculture: overview of current scientific knowledge* FAO Fisheries and Aquaculture Technical Paper. (530):151-212
95. Bostock J, McAndrew B, Richards R, Jauncey K, Telfer T, Lorenzen K, Little D, Ross L, Handisyde N, Gatward I, Corner R. 2010. *Aquaculture: Global status and trends*. *Philosophical Transactions of the Royal Society B: Biological Sciences*. 365(1554):2897-2912
96. ASIC. 1996. *Australian coastal aquaculture: Economic, social and ecological perspectives: A discussion paper*. Australian Seafood Industry Council. Deakin, ACT, Australia. p.128
97. EPA. 2000. *Discussion paper on a review of Queensland marine prawn aquaculture licensing under the Environmental Protection Act*. Environmental Protection Agency, Brisbane, Queensland
98. CIE. 2013. *Aquaculture in Queensland: Prioritising regulatory reform*. Centre for International Economics Report prepared for Queensland Office of Best Practice Regulation. p.41
99. QCA. 2015. *Review of Queensland aquaculture regulation*. Queensland Competition Authority. Final Report to the Queensland Government. p.137
100. QCA. 2014. *Aquaculture regulation in Queensland- final report*. Queensland Competition Authority. Brisbane, Queensland p.137
101. Rimmer MA, Ponia B. 2007. *A review of cage aquaculture: Oceania*. FAO Fisheries Technical Paper. 498:211
102. Department of Agriculture and Fisheries (DAF). 2016. *Queensland aquaculture: Policy statement*. p.4
103. Castine SA, McKinnon AD, Paul NA, Trott LA, de Nys R. 2013. *Wastewater treatment for land-based aquaculture: Improvements and value-adding alternatives in model systems from Australia*. *Aquaculture Environment Interactions*. 4(3):285-300
104. Palmer PJ. 2010. *Polychaete-assisted sand filters*. *Aquaculture*. 306(1-4):369-377
105. Cock J, Gitterle T, Salazar M, Rye M. 2009. *Breeding for disease resistance of penaeid shrimps*. *Aquaculture*. 286(1-2):1-11
106. Thyer R. 2018. *Prawn farmers regroup*. FISH: Fisheries Research and Development Corporation. 26(2):4-6
107. Ravisankar T, Sarada C, Krishnan M. 2005. *Diversification of fish culture and exports among major shrimp-producing countries of Asia: A spatial and temporal analysis*. *Agricultural Economics Research Review*. 18:187-197